



**SUBARU  
INEXPENSIVE. AND BUILT  
TO STAY THAT WAY.**

An economy car has to work hard for a living. So Fuji Heavy Industries builds a Subaru to be able to handle the job with ease.

You see, every Subaru is engineered to take everything from kids, pets, groceries and camping equipment, to bumper traffic, dirt roads and just about anything you can throw at it.

And that's not just a lot of talk. Because we test our cars the same way you drive them: tough. Under every driving condition imaginable. Hot weather, cold weather, bumpy roads, high winds and rain.

What's more, because our car has one of the lowest sticker prices around, the price is as easy to handle as the car.

What it all adds up to, is that Subaru is inexpensive. And built to stay that way.

## **ENGINEERING GEARED TO HANDLE THE LIFE OF AN ECONOMY CAR.**



Since the life of an economy car isn't easy, we've built into each car a lot of things that'll make life a little easier for you.

For starters, every Subaru has front wheel drive. That provides you with greater stability and control, particularly on wet or slippery roads. And our rack and pinion steering will make your turning more precise. What's more, thanks to our 4 wheel independent suspension, you'll have a smooth ride. And you'll get smooth stops because of our power-assist front disc brakes.

## **AN ENGINE BUILT FOR THE LONG RUN.**



Our unique 1600cc SEEC-T is a 4 cylinder liquid-cooled engine which is horizontally opposed. That means it vibrates less. Causing less wear and tear on the engine. And your pocket.

And the way our engine is built allows it to sit lower under the hood. So when you combine that with our front wheel drive, you get a lower center of gravity. That means you have a better balanced car. One that will give you precision cornering and sure-footedness, even on icy roads or in very high winds.

In addition, you'll be interested to know that the SEEC-T burns clean. So clean that our engine satisfies all government regulations on exhaust emissions, without expensive, add-on devices, like a catalytic converter. That's good, because such equipment can require expensive repair or replacement.

All in all, we think the SEEC-T engine will save you lots of money. And headaches.

## **SPEND MORE TIME ON THE ROAD AND LESS TIME AT THE GAS STATION.**

According to 1978 EPA test estimates, 5 speed Subaru sedans deliver 47 highway and 32 city miles

on a gallon of gas. (In California it's 39 highway and 22 city.)\* Which means when you drive a Subaru you know you won't get stuck at the pumps.



In addition to great mileage, there's another way you'll save money on gas: the gas itself. Since Subaru doesn't need a catalytic converter, this is an economy car that runs on regular gas: the least expensive kind you can buy. That's something a lot of economy cars like Pinto, Chevette and Toyota just can't do.

And you'll be happy to learn that in a pinch Subaru can run on all other kinds of gas as well.

## **ALL THIS ECONOMY ISN'T AT THE EXPENSE OF COMFORT.**

Besides our low price, we have the kind of features that will put you at ease.

You get a choice of 4 speed, 5 speed, or automatic transmissions on many of our cars. And you'll like our comfortable reclining front bucket seats, that adjust to any position you might want. What's more, there's more room than ever in our back seat. You see, because of our front wheel drive, the rear floor is flat, allowing greater legroom. In addition, the spare tire is housed under the hood. Giving you more trunk space.

We have a dashboard you won't get bored looking at. We've also made the controls easier than ever to read and to reach.

There's also our steel belted radial tires. Which will really grip the road. And are especially good at handling tight cornering or fast stops.

## **OUR 4 WHEEL DRIVE WAGON.**

### **WHEN THE GOING GETS ROUGH, THIS CAR GETS GOING.**



Our 4 Wheel Drive Wagon combines the comforts of a passenger car with the toughness of a 4 wheel drive vehicle.

Like all our cars it has full time front wheel drive. But at a flick of a lever, inside the car, you get 4 wheel drive. So you can take this car many more places than any ordinary car.

And it has many extraordinary features. Like a rear window defogger, rear window washer/wiper, and all-weather radial tires, just to mention a few.

With all we have going for us, you owe it to yourself to Test Drive a Subaru. And take the first step toward having all of this going for you.

\*Of course the actual mileage you get may vary due to the way you drive, driving conditions, the condition of your car and whatever optional equipment you might have.



## GF HARDTOP

Our GF Hardtop has a lot going for it. Beautiful styling plus our custom dash and plush fabric seats.

In addition, there's such luxuries as an electric clock, push button AM/FM radio, tachometer, choice of 5 speed or automatic transmission, and spoke steering wheel all for the price of an economy car.





## DL COUPE

Outside the DL Coupe looks like a racy sports car. But you won't have to race to the bank to keep it on the road.

That's because its front wheel drive, 5 speed transmission, rack and pinion steering, and power assist front disc brakes give it the heart of a sports car. But its low price, great gas mileage and toughness give it the economical soul of a Subaru.





HN  
8



## DL 4 DOOR SEDAN

Sometimes getting packages, pets, and kids into the car might seem more than you can handle. That's where our DL 4 Door Sedan can come in handy.

Because in addition to getting tinted glass, steel belted radial tires, and a choice of 4 speed, 5 speed, or automatic transmission and much more, there won't be a jam up every time your family gets in the car.






## DL 2 DOOR SEDAN

You can drive a great car like our DL 2 Door Sedan, without driving a hard bargain. Because it's an economy car that doesn't spare the luxuries.

It combines practicality and the comforts of a lot of extras like steel belted radial tires, rear window defogger, hinged rear windows, reclining front bucket seats, push button AM radio and tinted glass. Plus you get a choice of 4 speed or automatic transmission.





## 2 DOOR SEDAN

These days, looking for a simple economy car can drive you simply crazy. Which is why you'll be glad to learn about our 2 Door Sedan.

Like all our cars, it's built tough, to last. And since it has one of the lowest sticker prices around, plus features like front wheel drive, steel belted radial tires, power assist front disc brakes and adjustable reclining front bucket seats, you save money when you buy it. And its great mileage will keep on saving you money.





## DL STATION WAGON

Our DL Station Wagon offers 4 speed, 5 speed or automatic transmission. It also offers a lot of storage space.

What's more, it has a price that won't weigh you down. Because it's also an economy car filled with great features including a folding rear seat, tinted glass, steel belted radial tires, and hatch back rear door making it easier to load and unload.







## 4 WHEEL DRIVE WAGON


The unique Subaru 4 Wheel Drive Wagon is a comfortable family wagon with full time front wheel drive. And with the ease of flicking a lever inside the car, you can get the versatility, practicality, and extra safety of 4 wheel drive.



So you can go almost anywhere. And its all-weather radial tires will keep you going even on sand, rocks, ice or snow. No matter how treacherous the weather or road conditions.

In fact, you might say our 4 Wheel Drive Wagon treats mountains as if they were molehills. So much so, that it's the Official Car of the U.S. Ski Team.

And with its great mileage and comfort, it'll be your family's official car too.



Steel Belted Radial Tires

Automatic Transmission

Plush Fabric Interior

Flow-Through Ventilation

*Front Wheel Drive*

# SUBARU

## INEXPENSIVE AND BUILT TO STAY THAT WAY.



Rear Window Defogger

SEEC-T Engine

4 Speed Transmission

Warning Lights

Push Button Radio

5 Speed Transmission

Certain features shown not standard on all models.

### STANDARD FEATURES


	Day/Night Rear-View Mirror	Vinyl Interior	Plush Fabric Interior	Reclining Front Bucket Seats	Lockable Glove Box	Tripplemeter	Tachometer	AM Radio	AM/FM Radio	Door-to-Door Carpeting	Clock	Map Light	Steel Radial Tires	All Weather Radial Tires	Rear Window Defogger	Rear Window Washer/Wiper	Tinted Glass
<b>GF HARDTOP</b>	●		●	●	●	●		●	●	●	●	●			●		●
<b>DL COUPE</b>	●	●		●	●			●		●		●	●		●		●
<b>DL 2 DOOR SEDAN</b>	●	●		●	●			●		●		●	●		●		●
<b>DL 4 DOOR SEDAN</b>	●	●		●	●			●		●		●	●		●		●
<b>2 DOOR SEDAN</b>		●		●	●								●				
<b>DL STATION WAGON</b>	●	●		●	●			●		●		●	●		●		●
<b>4 WHEEL DRIVE WAGON</b>	●	●		●	●			●		●		●		●	●	●	●

### SPECIFICATIONS

	4 Speed Vehicle Weight	5 Speed Vehicle Weight	Automatic Vehicle Weight	Wheel Base (inches)	Length (inches)	Width (inches)	Height (inches)	Cylinder (number)	Displacement (cu. cent.)	Carburetor (barrels)	Bore & Stroke (inches)	Compression Ratio
<b>GF HARDTOP</b>	NA	2015	2040	96.9	164.2	61.4	53.0	4	1,595	2	3.62x2.36	8.5:1
<b>DL COUPE</b>	NA	1985	NA	96.9	164.2	61.0	52.8	4	1,595	2	3.62x2.36	8.5:1
<b>DL 2 DOOR SEDAN</b>	1975	NA	2005	96.9	164.2	61.0	54.5	4	1,595	2	3.62x2.36	8.5:1
<b>DL 4 DOOR SEDAN</b>	2045	2050	2075	96.9	164.2	61.0	54.5	4	1,595	2	3.62x2.36	8.5:1
<b>2 DOOR SEDAN</b>	1955	NA	NA	96.9	164.2	61.0	54.5	4	1,595	2	3.62x2.36	8.5:1
<b>DL STATION WAGON</b>	2110	2115	2140	96.7	164.8	61.0	55.1	4	1,595	2	3.62x2.36	8.5:1
<b>4 WHEEL DRIVE WAGON</b>	2225	NA	NA	96.5	158.5	61.0	56.7	4	1,595	2	3.62x2.36	8.5:1

NA - This transmission not available in this model. Specifications are subject to change without notice.

# SUBARU SHOWS ITS COLORS.



\*Metallic paint. Note: 2 Door Sedan available in Plaza White and Brilliant Red only.

## WITH THE MILEAGE YOU GET IN A SUBARU, YOU WON'T GET STUCK AT THE PUMPS.

Model	Transmission	National M.P.G. Highway/City*	California M.P.G. Highway/City*
<b>SEDAN</b>	5-speed	47/32	39/22
<b>SEDAN</b>	4-speed	41/31	33/22
<b>SEDAN</b>	Automatic	33/26	28/22
<b>DL STATION WAGON</b>	5-speed	40/28	38/22
<b>DL STATION WAGON</b>	4-speed	37/28	32/22
<b>DL STATION WAGON</b>	Automatic	33/25	27/21
<b>4 WHEEL DRIVE WAGON</b>	4-speed	36/26	29/20

\*1978 EPA test estimates. Of course the actual mileage you get may vary due to the way you drive, driving conditions, the condition of your car and whatever optional equipment you might have.